

technical data

process connection	G1/2" hygienic
measuring range	-50°C...+200°C
response time	T05=4sec/ T09=12sec *1
material (process-intrusive)	316L *2
material casing	1.4301/1.4305
surface roughness	Ra ≤0,8 *2
transducer - supply voltage	15V...32V (DC)
transducer - precision	max. ±0,2% from final value
protection category	IP69K *3
accross flats	AF22
transducer - working resistance	max 200Ω at 15V, max 600Ω at 24V, max 900Ω at 32V
torque	10Nm...20Nm

ambient conditions

application area	liquid and gaseous media/ hygienic applications
max. temperature load of electronics and connector	85°C
storage temperature	+5°C...+70°C
process pressure	0-16 Bar
installation instructions	For mounting in a suitable mounting application / series "hygienic connect"

Miscellaneous

labelling	by engraving of housing, "batch-no"
labelling	by labelling on housing

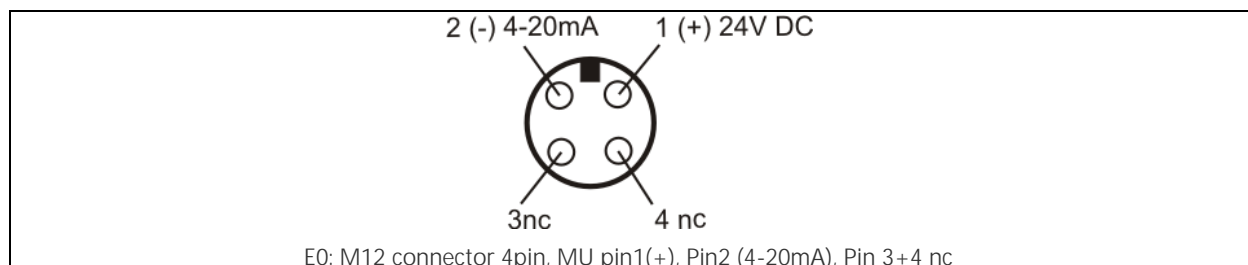


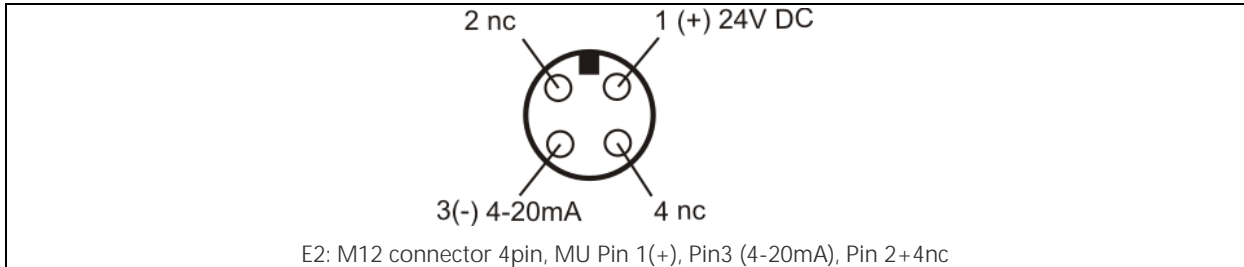
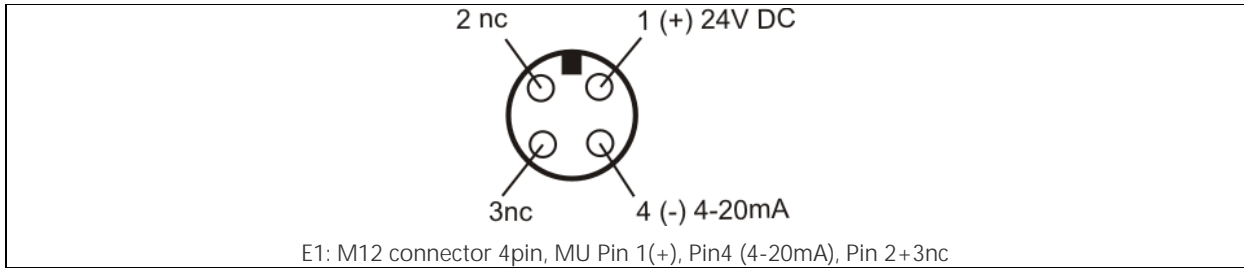

Artikel: 800-XXX
 Type: TYPE-XXX

KW/JJ
 Sontec Sensorbau GmbH - Am Wasserfall 6 - D-57368 Lennestadt - www.sontec.de

Type key configuration

Pos.:	Physical characteristics	Key	Characteristic
1	installation length "EL"	A0	50mm
		A1	100mm
		A2	150mm
		A3	200mm
		A4	250mm
		A5	300mm
		A6	400mm
		A7	500mm
2	tapering	B0	none
		B1	6mm tapered to 3mm (length30mm) *4
		B2	6mm tapered to 4mm (length30mm) *5
3	sensorelement-type	C0	Pt100, tolerance class A according to DIN EN 60751
		C1	Pt100, tolerance class AA according to DIN EN 60751
4	transducer set to range	D0	4...20 mA, 0...100°C
		D1	4...20 mA, 0...150°C
		D2	4...20 mA, 0...120°C
		D3	4...20 mA, 0...200°C
		D4	4...20 mA, -50...100°C
		D5	4...20 mA, -10...40°C
		D6	4...20 mA, 70...120°C
		D7	4...20 mA, -20...100°C
5	sensor connection	E0	M12 connector 4pin, MU pin1(+), Pin2 (4-20mA), Pin 3+4 nc
		E1	M12 connector 4pin, MU Pin 1(+), Pin4 (4-20mA), Pin 2+3nc
		E2	M12 connector 4pin, MU Pin 1(+), Pin3 (4-20mA), Pin 2+4nc





Existing configurations

Type	Order number	Item number	Old order number
TSF-7-MU	TSF-7-MU-A1B0C0D0E0	800-033	
TSF-7-MU	TSF-7-MU-A0B0C0D0E0	800-032	
TSF-7-MU	TSF-7-MU-A5B0C0D0E0	800-112	
TSF-7-MU	TSF-7-MU-A2B0C0D0E0	800-113	
TSF-7-MU	TSF-7-MU-A0B0C0D0E0	800-234	

Remarks

- *1 measured in water 70°C, 0,04m/sec
- *2 in contact with product PB
- *3 in combination with fitting mating connector
- *4 response time T05=2sec/T08=4sec
- *5 response time T05=3sec/ T09=6sec

Revision

Version	Effective from	Comment
<u>1.1</u>	02.10.2013 09:26:59	Freigabe PSO 02102013
<u>1.0</u>	21.06.2013 10:05:37	Typenblatt angelegt